






A2



LOWER GROUND FLOOR
Scale 1:100

GROUND FLOOR
Scale 1:100

Rev	Drn	Chk	Pos	Revision/Issue	Date
-	DJB	DJB	DJB	GENERAL ISSUE	

- General Notes**
-  - APPROXIMATE FLOOR LEVEL, (ASSUMED LEVEL DATUM)
 -  - FLOOR TO CEILING DIMENSION
 -  - FLOOR TO SILL DIMENSION
 -  - FLOOR TO HEAD DIMENSION
 -  - FLOOR TO TOP OF DOOR DIMENSION
- NB - ALL LEVELS ARE APPROXIMATE AND SHOULD BE CONFIRMED BY A SURVEYOR

VMARK DESIGN PTY LTD
18/75 PACIFIC HIGHWAY
WAITARA NSW 2077
MOB : 0400 201 458
EMAIL : dove@vmarkdesign.com.au
ABN : 12 109 067 950



Client Details
CMS SURVEYORS

Drawing Title
EXISTING FLOOR PLANS AND
PART REFLECTED CEILING PLAN

Project
14 KINGS CROSS ROAD POTTS POINT

Date
APRIL 2011

Scale
1:100@A2

Drawing No.
CMS15-001

Rev.
-